

Supplementary Information

Update: Biological and Chemical Aspects of *Senna spectabilis*

Denise M. Selegato,[#] Afif F. Monteiro,[#] Natália C. Vieira,[#] Patrícia Cardoso,[#] Victor D. Pavani,[#] Vanderlan S. Bolzani and Ian Castro-Gamboa*

Núcleo de Bioensaios, Biossíntese e Ecofisiologia de Produtos Naturais (NuBBE), Instituto de Química (ICAr), Universidade Estadual Paulista (UNESP), 14800-900 Araraquara-SP, Brazil

Table S1. Metabolites identified for endophytic and rhizospheric fungi from *S. spectabilis*

No.	Name	Isolated from
I	ethyl-2,4-dihydroxy-5,6-dimethylbenzoate	endophyte <i>P. cassiae</i>
II	phomopsilactone	endophyte <i>P. cassiae</i>
III	2-hydroxyphenylacetic acid	endophyte <i>P. cassiae</i>
IV	(-)-(7 <i>S</i> ,9 <i>S</i> ,10 <i>S</i>)-3,9,12-trihydroxycalamenene	endophyte <i>P. cassiae</i>
V	(+)-(7 <i>S</i> ,9 <i>R</i> ,10 <i>S</i>)-3,9,12-trihydroxycalamenene	endophyte <i>P. cassiae</i>
VI	(+)-(7 <i>S</i> ,10 <i>S</i>) 3,12-dihydroxycalamenene	endophyte <i>P. cassiae</i>
VII	3,12-dihydroxycadalene	endophyte <i>P. cassiae</i>
VIII	3,11,12-trihydroxycadalene	endophyte <i>P. cassiae</i>
IX	(7 <i>R</i> ,9 <i>S</i> ,10 <i>S</i>)-3,9-dihydroxycalamenene	endophyte <i>P. cassiae</i>
X	(7 <i>R</i> ,9 <i>R</i> ,10 <i>R</i>)-3,9-dihydroxycalamenene	endophyte <i>P. cassiae</i>
XI	3-hydroxycalamen-8-one	endophyte <i>P. cassiae</i>
XII	aristelegone-A	endophyte <i>P. cassiae</i>
XIII	cytochalasin J	endophyte <i>Phomopsis</i> sp.
XIV	cytochalasin H	endophyte <i>Phomopsis</i> sp.
XV	2-hydroxy-alternariol	endophyte <i>Phomopsis</i> sp.
XVI	5'-epialtenuene	endophyte <i>Phomopsis</i> sp.
XVII	alternariol monomethyl ether	endophyte <i>Phomopsis</i> sp.
XVIII	alternariol	endophyte <i>Phomopsis</i> sp.
XIX	cytosporone C	endophyte <i>Phomopsis</i> sp.
XX	fusaric acid	rhizosphere fungi <i>Fusarium oxysporum</i>
XXI	beauvericin	rhizosphere fungi <i>F. oxysporum</i>
XXII	HA23	rhizosphere fungi <i>F. solani</i>

*e-mail: ian.castro@gmail.com

[#]These authors contributed equally to this work.

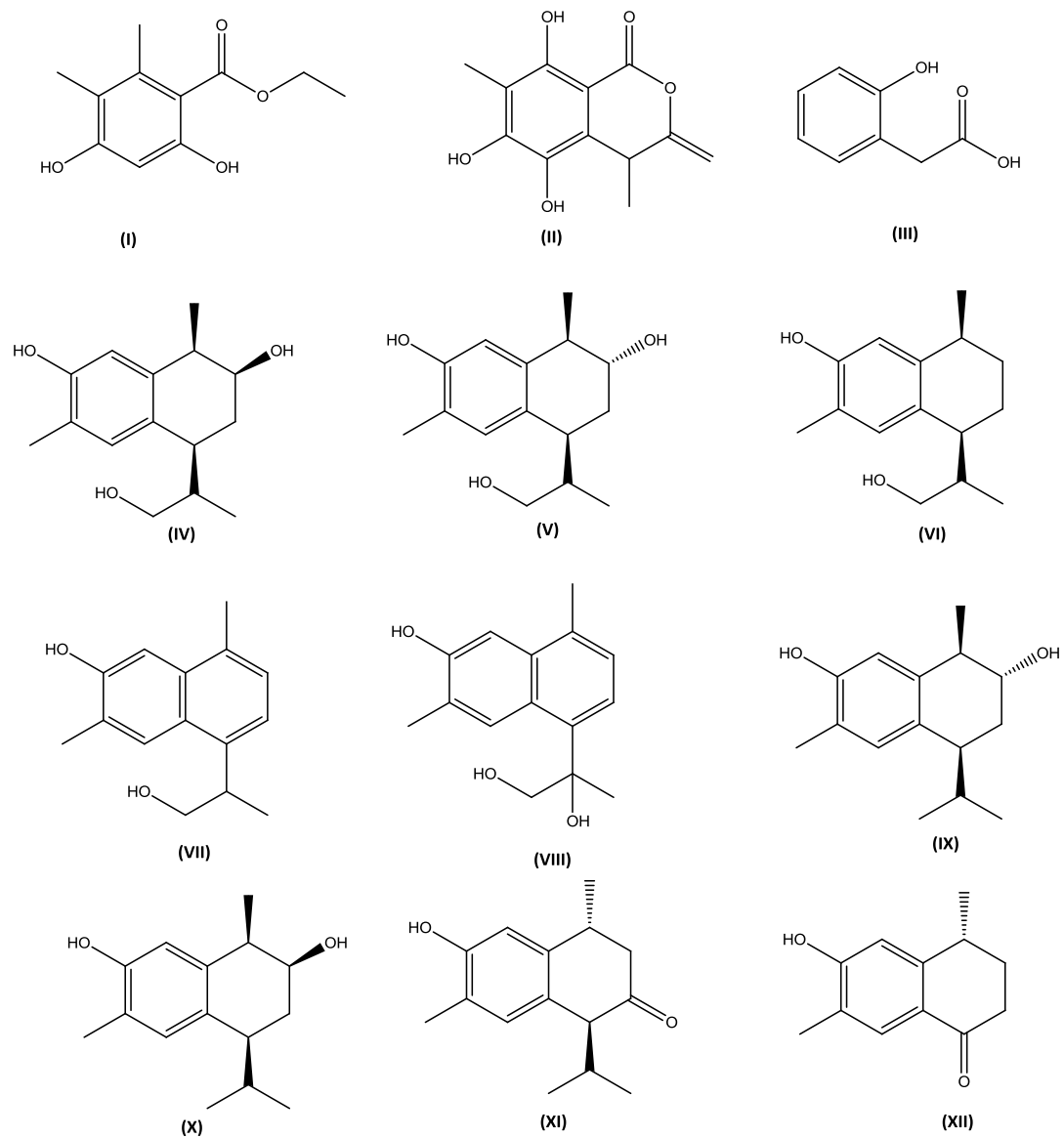


Figure S1. Metabolites isolated from endophytic fungi of *S. spectabilis* (I-XIX).

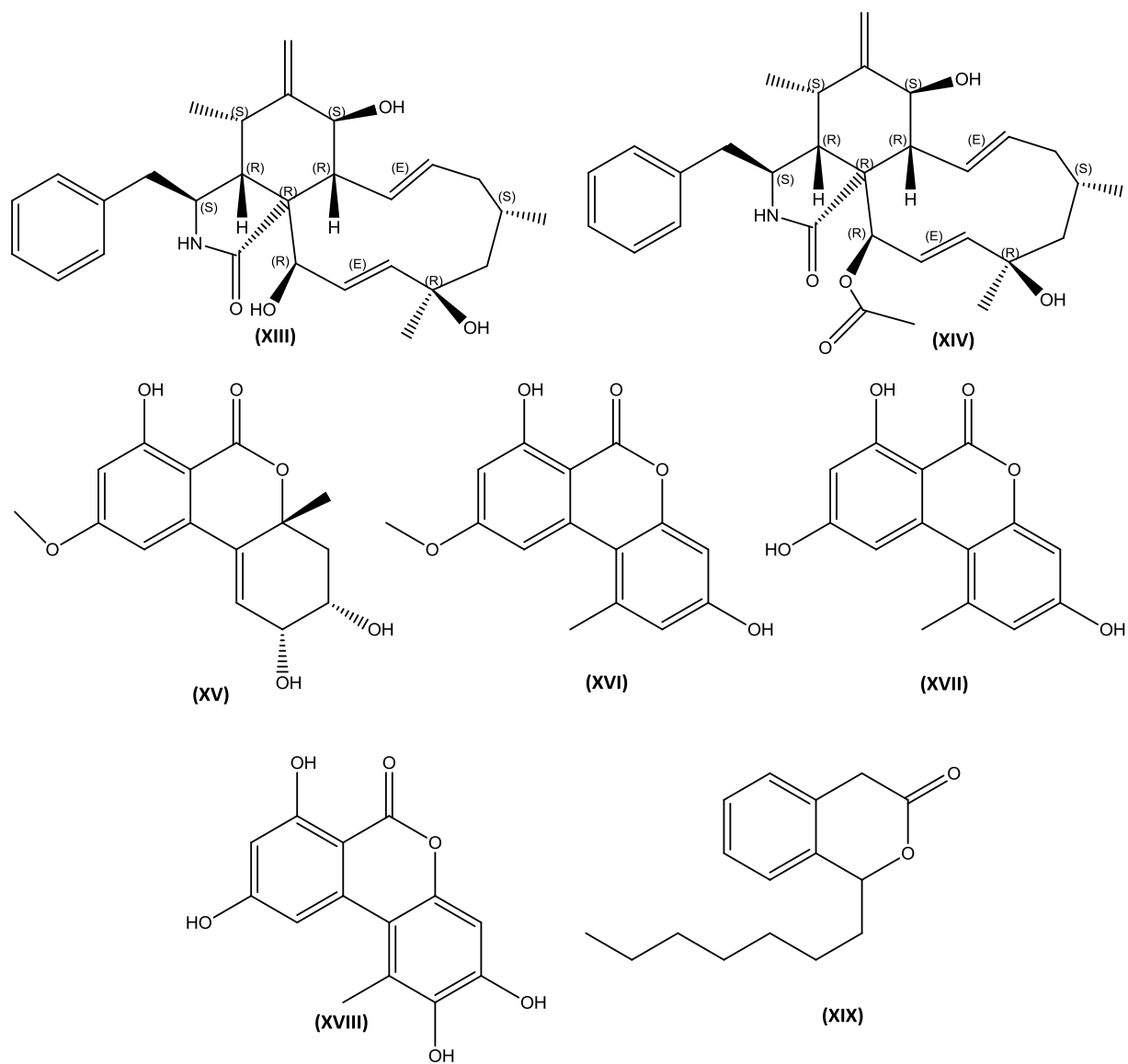


Figure S1. Metabolites isolated from endophytic fungi of *S. spectabilis* (**I-XIX**) (cont.).

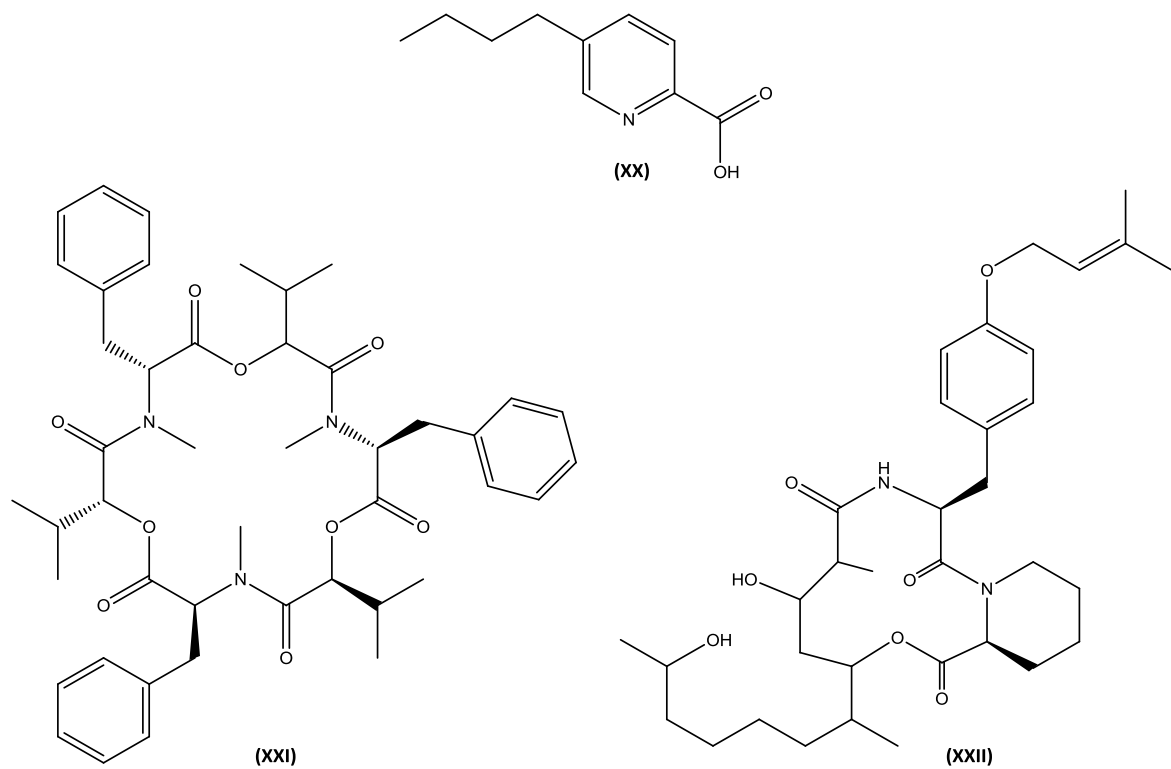


Figure S2. Metabolites isolated from rhizospheric fungi of *S. spectabilis* (XX-XXII).