

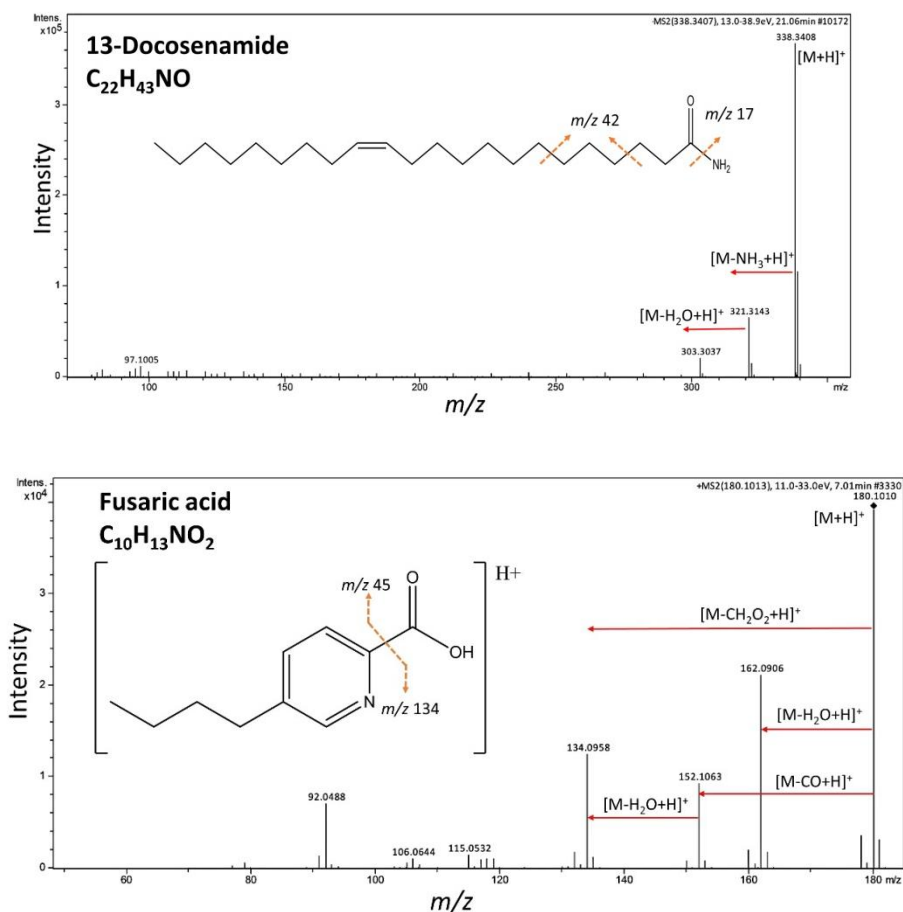
Supplementary Information

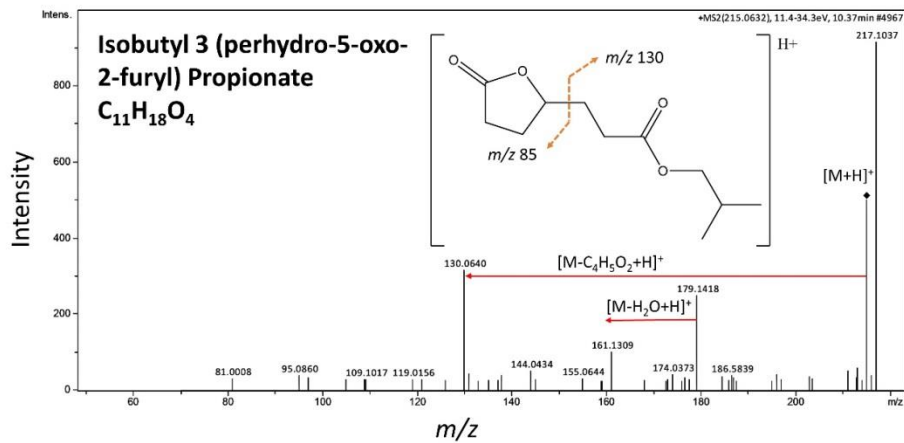
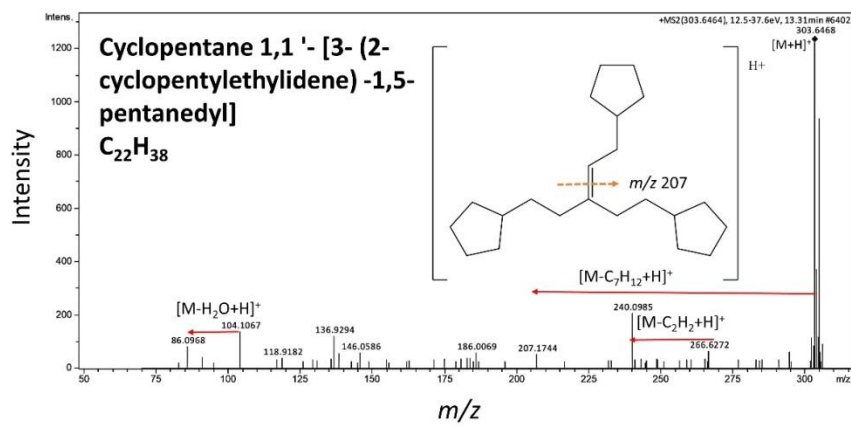
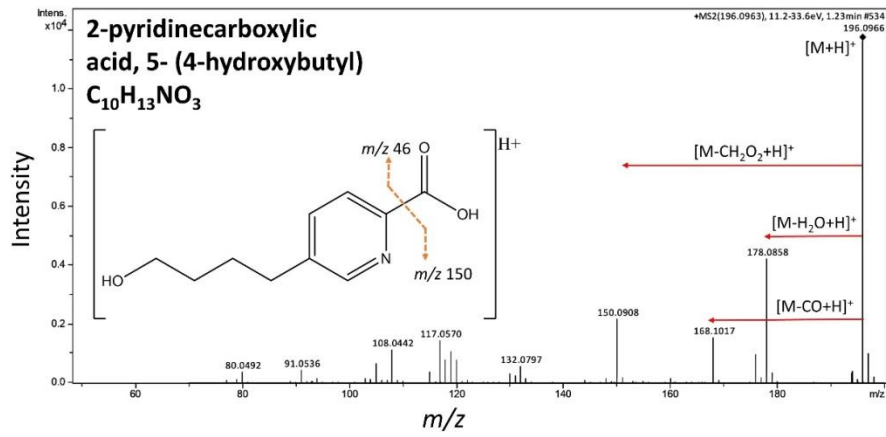
Identification of *Fusarium oxysporum* Fungus in Wheat Based on Chemical Markers and Qualitative GC-MS Test

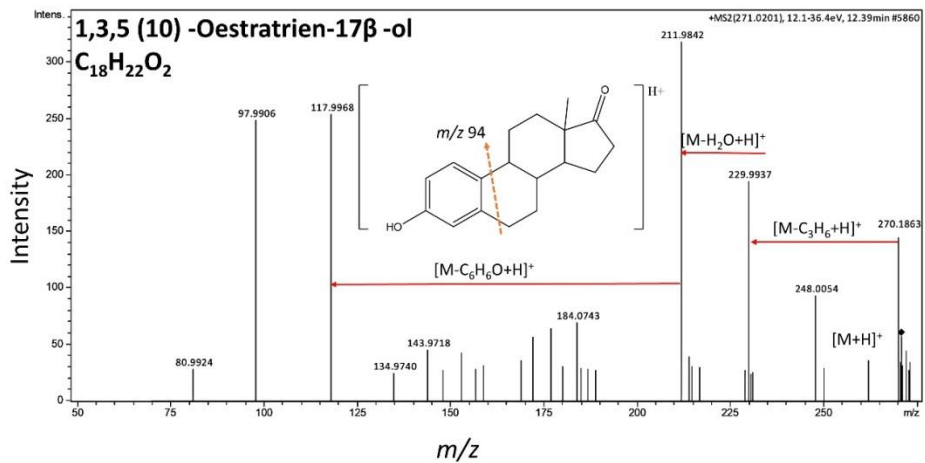
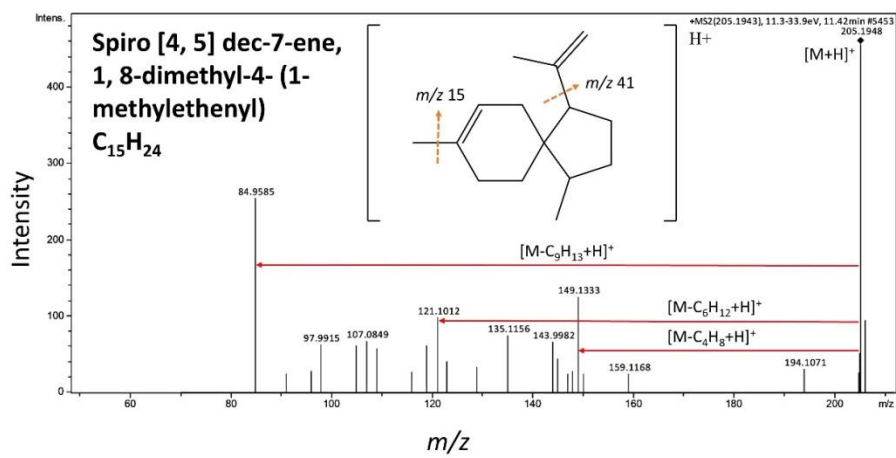
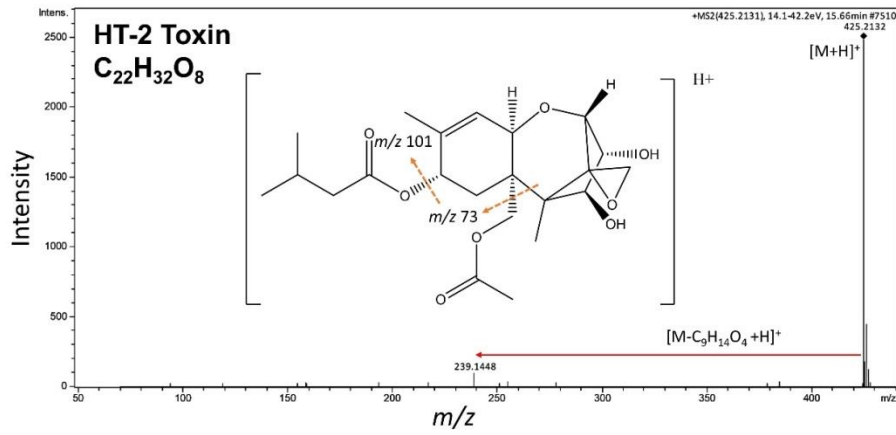
Carlos E. R. Senes,^a Nayara C. Saldan,^a Willian F. Costa,^a Terezinha I. E. Svidzinski^b and Cláudio C. Oliveira^{*a}

^aDepartamento de Química, Centro de Ciências Exatas, Universidade Estadual de Maringá, Avenida Colombo, 5790, Zona 7, 87020-900 Maringá-PR, Brazil

^bDepartamento de Análises Clínicas e Biomedicina, Centro de Ciências da Saúde, Universidade Estadual de Maringá, 87020-900 Maringá-PR, Brazil







Dehydroergosterol 3, 5-Dinitrobenzoate

$C_{35}H_{44}N_2O_6$

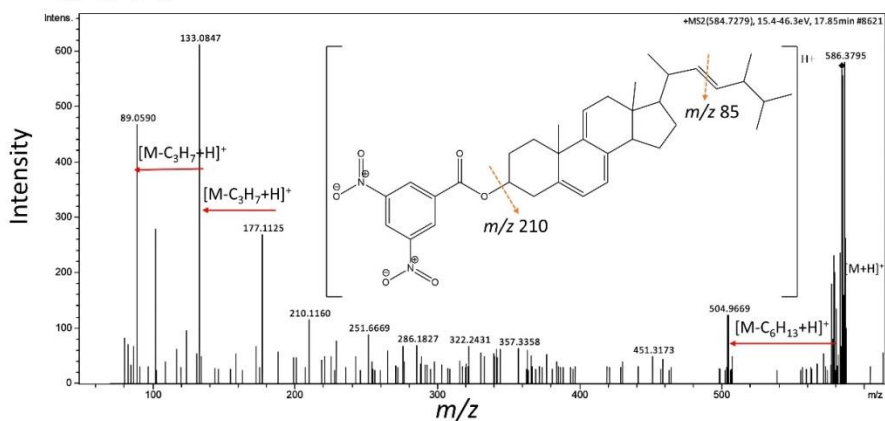


Figure S1. MS/MS(EI+) ion spectra obtained by HPLC-MS/QTOF to *F. oxysporum* metabolites with the proposed fragmentation. m/z 338 $[M + H]^+$ 13-docosenamide; m/z 180 $[M + H]^+$ fusaric acid; m/z 196 $[M + H]^+$ 2-pyridinecarboxylic acid, 5-(4-hydroxybutyl); m/z 303 $[M + H]^+$ cyclopentane 1,1'-[3-(2-cyclopentylethylidene)-1,5-pentanediol]; m/z 215 isobutyl 3-(perhydro-5-oxo-2-furyl)propionate; m/z 425 HT-2 toxin; m/z 205 spiro[4,5]dec-7-ene, 1,8-dimethyl-4-(1-methylethenyl); m/z 271 1,3,5(10)-oestratrien-17 β -ol; m/z 589.7 dehydroergosterol 3,5-dinitrobenzoate.